

Monika Noszczyk-Bernasiewicz

University of Silesia in Katowice

Demoralization and Juvenile Delinquency – the Dynamics and Dimensions

Abstract: This paper provides data concerning the dimensions, dynamics and structure of demoralization as well as criminal acts committed by minors over the period 2000–2014 in Poland. The presented results of analyses are the Author's own elaboration of the data from the Statistics Department of the Ministry of Justice in Warsaw. The statistical data presented herein show the decreasing number of juvenile delinquents from 25,667 to 16,388 juveniles (i.e. by 36.1%) and an increase in demoralization issues from 8,878 to 15,524, i.e. by 74.9% in the years 2000–2014. It can be said that the number of offenses committed in society by juveniles tends to be going down, but this decrease is inadequately low when compared to the reducing number of individuals in this age group. Over the period 2000–2014 the total number of 13–17-year old teenagers decreased by as much as 40%.

Key words: demoralization, juvenile delinquency, the dynamics and dimensions of crime.

Introduction

Crime is a phenomenon that interests representatives of many disciplines: pedagogues, psychologists, sociologists, lawyers including criminologists¹. Studying the

.....
¹ One of the American criminological journals offers its columns for a multidisciplinary group of scientists, noting that: "many disciplines are involved in and inform this area of study and practice, and seeks to provide a comprehensive forum through which treatment practices can be improved. To that end, the journal contains submissions by experts in all fields that directly affect the treatment of prisoners and offenders. These fields include: psychology, psychiatry, social work, law and legal

causes and symptoms (symptomatology) of crime is interdisciplinary also thanks to recalling in this context a number of terms from different disciplines (*temperament, gender, intelligence, attention deficit/hyperactive disorder, impulsivity, poor coping skills, social failure, parental psychopathology, inappropriate discipline, affiliation with deviant peers, and socioeconomic disadvantage*) (Greenwald, 2000, p. 146).

Crime, especially of juveniles, is analyzed in various aspects and facets, in the micro, meso- and macro-scale. The wide interest in this phenomenon stems from the fact that it concerns every human being – it has both the individual and social dimension; it includes not only the offender but also his family, entities that work to minimize (prevent and counteract) crime, and above all, each of us, the potentially threatened by the consequences of an offense. “Pathological phenomena among children and adolescents are signs with a special resonance. They in fact prove that socialization processes do not give the desired results, that a clear dissonance forms between the model of postulated and actual reality” (Błażejowski 1994, p. 6). The diagnosis of juvenile crime is very important for practical and prognostic reasons – tracking and analyzing its various aspects (variables) is a prerequisite for undertaking appropriate as well as effective – relevant to a given place and time – remedial measures, limiting its size and scope and at the same time minimizing its harmfulness.

Methodological assumptions of research

The subject of the study was the size and dynamics of the manifestations of demoralization and offenses committed by minors over a period of 15 years, i.e. from 2000 to 2014. The cognitive aim of the study came down to conducting an analysis of the statistical data on demoralized juveniles and perpetrators of criminal acts. The research problem undertaken obligated the Author to use the diagnostic survey method which is “a way of collecting knowledge about the structural and functional attributes and dynamics of social phenomena” (Pilch, Bauman 2001, p. 80). Using the features of this method allows to learn about the specific social phenomenon, to determine its scope, level and intensity, and then assess and, as a result, design its modification. Within this method, a technique of documents analysis was used, which is considered by some as a separate research method used in pedagogical research (Łobocki 2003, p. 211). The technique of examining documents was used in the analysis of statistical reporting developed by the Managerial Statistical Information Division of the Department of Strategy

.....

studies, medicine, criminology, criminal justice, corrections, sociology, health sciences”. See the website of the journal “International Journal of Offender Therapy and Comparative Criminology”, mode of access: <http://ijo.sagepub.com/> [access: 22.07.2014].

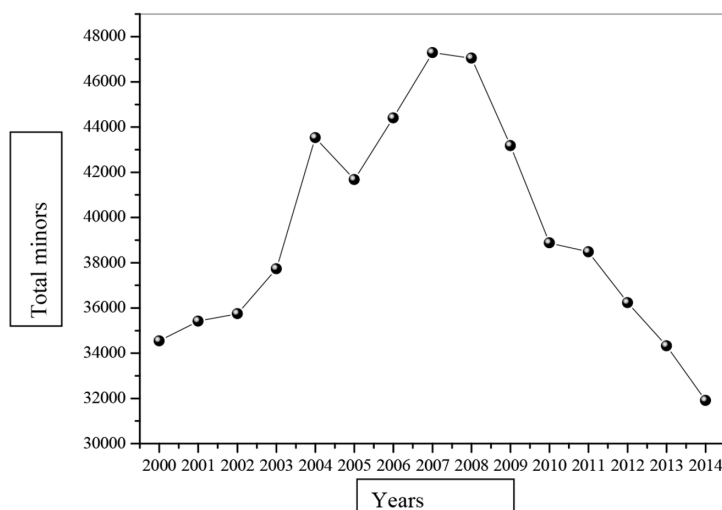
and European Funds of the Ministry of Justice in Warsaw. This reporting is prepared on the basis of judicial statistics (annual reports), which Polish courts provide to the aforementioned cell of the Ministry of Justice.

Minors in total

The data presented in Figure 1 shows that in the first eight years analyzed (2000–2007), the number of juveniles steadily increased – in 2000 there was a total of 34,545 minors reported and in 2007 their number increased to 47,293. Thus there were 12,748 people more – an increase of 36.9%. Since 2007 there has been a continuous decline in minors, whose number in the last year of analysis, 2014, was 31,912. The total number of minors from 2007 until 2014 decreased by 15,381, i.e. 32.5%. In order to perform a true interpretation of the above trend, this data should be referenced with demographic parameters, i.e. the number of births of people aged 13, 14, 15, 16 and 17 years old, so a group of adolescents from which persons supplying the analyzed court statistics mainly come. Demographic data shows that more than 1/3 (40%) of young people in this age group in the years 2000–2014 have disappeared². In this way, we discover that the decline in the number of minors does not result from abandonment of the criminal way of life for a large group of young people but is a consequence of demographic decline. It is worth noting that the number of minors (counted in total, i.e. both the perpetrators of criminal acts and those manifesting demoralization) from 2000 to 2014 dropped by 2,633 people (only by 7.62%), with the decline of 1,276,781 (down by 40%) in the number of adolescents in the age group we are interested in.

.....

² Analysis of statistical data on the number of births in individual years showed that: the number of people born in 1987 (13-year-olds in 2000) compared to those born in 2001 (13-year-olds in 2014) decreased by 212,778 people (down by 36.7%); the number of people born in 1986 (14-year-olds in 2000) compared to those born in 2000 (14-year-olds in 2014) decreased by 232,176 people (down by 38.1%); the number of people born in 1985 (15-year-olds in 2000) compared to those born in 1999 (15-year-olds in 2014) decreased by 272,759 people (down by 41.8%); the number of people born in 1984 (16-year-olds in 2000) compared to those born in 1998 (16-year-olds in 2014) decreased by 280,853 people (down by 41.8%); the number of people born in 1983 (17-year-olds in 2000) compared to those born in 1997 (17-year-olds in 2014) decreased by 278,215 people (down by 40.6%). More: Results of current studies. The status and structure of the population as at: 31 XII 2000 and 31 XII 2014, <http://demografia.stat.gov.pl/bazademografia/Tables.aspx> [access: 15.01.2016].



Graph 1. Minors in total in the years 2000–2014

Source: own study based on data from the Managerial Statistical Information Division of the Department of Strategy and European Funds of the Ministry of Justice.

Minors according to age

Another issue that was observed in the statistical analyses related to the age at which minors committed criminal offenses or the occurrence of the first symptoms of demoralization. The age of demoralized minors and perpetrators of criminal acts is one of the most important features of the analyses. However, it should be noted that the provisions of the Act on proceedings in juvenile cases (2014) do not specify a minimum age of persons subject to take action to prevent and combat demoralization. According to Marianna Korcyl-Wolska: “in relation to the silence on the act of the minimum age of minors in proceedings concerning the prevention and combating of demoralization, the question of the minimum age threshold is raised, as the literal interpretation of art. 1 § 1 point 1 of the Act on proceedings in juvenile cases leads to the conclusion that the age range of the minor in the proceedings is within the period from birth until 18 years old” (Korcyl-Wolska 2015, p. 63; see also: Gaberle, Korcyl-Wolska 2002, p. 18). This means that there is no legal age limit below which intervention would not be possible in the form of the application of envisaged statutory measures. Such an approach supports the need for early reaction (intervention) in a situation when certain signs of disturbing phenomena occur. According to many interpreters of the act (Gaberle, Korcyl-Wolska 2002, p. 18), the manifestations of demoralization can only be demonstrated by a minor whose mental and social development re-

ached the stage allowing orientation in the basic precepts and prohibitions governing relations towards other people and towards oneself, i.e. between 7–9 years old. At an earlier stage one can determined only the threat of demoralization, so only measures provided for in the Family and Guardianship Code can be applied towards such individuals, without using the provisions of the Act on juvenile delinquency proceedings. Data on the age of minors is presented in Table 1.

Table 1. Minors according to age of committing the offense, occurrence of demoralization in the years 2000–2014

Year	Age at time of committing the offense, occurrence of demoralization										Total
	up to 9 y.o.*	10 y.o.	11 y.o.	12 y.o.	13 y.o.	14 y.o.	15 y.o.	16 y.o.	17 y.o. and > 17	no data	
2000	270	375	793	1 363	4 968	6 694	8 908	10 389	785	–	34 545
2001	252	345	732	1 407	5 197	7 007	9 508	10 128	841	–	35 417
2002	285	364	723	1 345	5 202	7 353	9 402	10 057	1 013		35 744
2003	367	426	810	1 498	5 340	7 578	9 976	10 328	1 404	–	37 727
2004	391	579	1 005	1 783	6 214	8 608	11 451	11 707	1 797	–	43 535
2005	387	571	1 002	1 766	5 689	8 203	10 970	11 284	1 810	–	41 682
2006	378	512	1 028	1 930	6 189	8 869	11 625	11 925	1 941	–	44 397
2007	336	510	1 043	2 121	6 750	9 242	12 446	12 431	2 414	–	47 293
2008	367	531	1 109	1 921	6 927	9 482	12 289	11 958	2 462	–	47 046
2009	311	487	918	1 906	6 523	8 890	11 336	10 661	2 122	–	43 174
2010	324	433	818	1 708	6 019	8 446	10 753	9 062	1 302	11	38 876
2011	277	426	805	1 589	5 772	8 211	10 230	9 466	1 680	21	38 477
2012	277	402	820	1 562	5 253	7 377	9 264	9 325	1 926	21	36 227
2013	289	399	804	1 517	5 092	6 839	8 711	8 732	1 905	31	34 319
2014	369	514	828	1 557	4 614	6 543	7 897	7 743	1 823	24	31 912

* The appearance of certain discrepancies that occur in the data covered by the analysis on the age at the moment of committing the offense has obligated the Author of the presented study to create the first age category bearing the name up to 9 years old, since in the analyzed statistical tables MS in 2000, the lowest age category was up to 7 years old. In the years 2001–2003 the minimum age category was raised to 9 years old. Since 2004 there has been a significant reduction in the age category of minors – statistical data provide the limit of up to 5 years old as the lowest age range. Minors aged 6, 7, 8 or 9 years old constitute separate age groups.

Source: own study based on data from the Managerial Statistical Information Division of the Department of Strategy and European Funds of the Ministry of Justice.

The collected data show an increasing number of minors demoralized and assigned a punishable offense in the lowest age categories. In the analyzed period of time there were 99 more minors in the age category up to 9 years old (which also consisted of children up to 5, 6, 7 and 8 years old). There was also an increase in the number of 10-year-olds – by 139 people, 11-year-olds by 35 people and 12-year-olds by up to 194 people. The number of minors who had not yet turned 13 years old was 2,801 people in the year 2000, and 15 years later – in 2014 – as many as 3,268; there were 467 more minors in the age category “junior minors”³. The number of minors in the analyzed period of time, who had not turned 13 years old increased by 16.7%.

The data contained in Table 1 show that the dominant age group among the total number of demoralized minors or those assigned a criminal offense is cohort, which comprises the years of 13-, 14-, 15- and 16-year-olds. This demographic fact confirms the view of Korcyl-Wolska, that juvenile delinquency is characterized in that it increases with age (2004, p. 16).

In contrast to the upward trend relating to the number of younger minors, we can observe a decline in the number of older minors (13–17 years). Throughout the whole analyzed time – from 2000 until 2014 – their number dropped from 31,744 to 28,620 (i.e. by 3,124 cases, i.e. 9.8%). Once again it is worth recalling in this context that this decline is apparent, because the number of adolescents in this age category declined in Poland in the analyzed period by 40%.

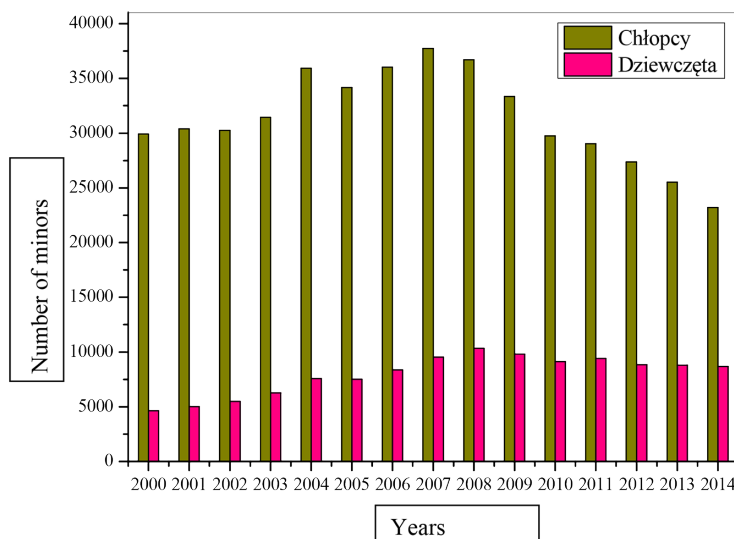
Minors by gender – the scale of the phenomenon

In scientific literature, one can much more commonly encounter considerations relating to underage boys than girls. There are relatively few studies devoted to the strict sense of juvenile delinquency in girls. In recent years, analyses and studies in this area were conducted by, among others: Irena Budrewicz (2001), Krzysztof Biel (2008), Tomasz Rajtar (2009), Dagmara Woźniakowska-Fajst (2010). Rajtar (2009, p. 71) believes that the concept of juvenile offenders often refers to males and the improper behavior of girls is often downplayed. In his opinion, the situation is related to the fact that girls are subject to different social assessment: “Indirect aggression, manipulation, gossip, mental abuse are rarely recognized sufficiently early by parents and educators, and measures aimed to eliminate them are undertaken in such situations just as rarely” (Rajtar 2009, p. 71).

In the presented own study the participation of girls and boys in the total number of demoralized minors and perpetrators of criminal acts is uneven. In the analyzed period of time boys constitute the dominant population. The increasing

.....
³ Term borrowed from W. Klaus 2009.

number of underage girls is a cause for concern, which in the years covered by the analysis increased by as much as 87.5% (i.e. increased from 4,635 to 8,689). Thus, between 2000 and 2014 underage girls increased their share in the total number of juveniles (in 2000 they accounted for 13% of this group, and in 2014 there were already 27% of them). On this basis, it can be said that the phenomenon of juvenile delinquency of girls is not something incidental or marginal, but is coming out of the shadow of the juvenile delinquency of boys.



Graph 2. Gender of minors

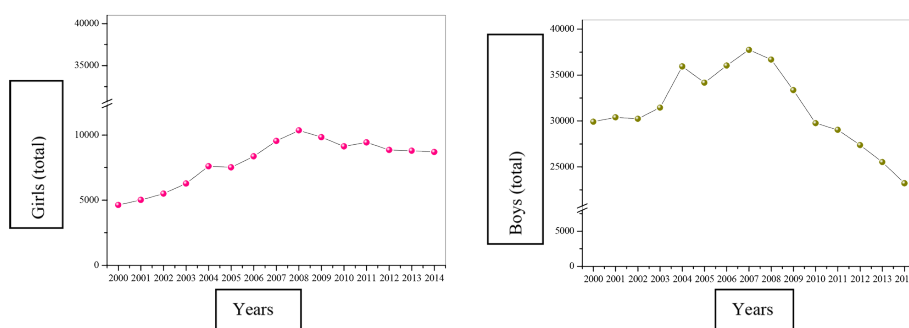
Source: own study based on data from the Managerial Statistical Information Division of the Department of Strategy and European Funds of the Ministry of Justice.

The results of studies conducted by Magdalena Rode concerning aggressive behavior among the charges of a correctional facility have shown that underage girls: “have a tendency to prepare and carry out revenge for grievances experienced, look for a way to take revenge for failures. They are moving the aim of aggressive behavior, as a result of which direct attack on a person is turning into attacks on inanimate objects. The girls in the correctional facility exhibit a greater degree of unconscious aggressive tendencies” (Rode 2009, p. 97–98).

The share of boys in the sizes juvenile delinquency is different, which in the years 2000–2014 systematically decreased each year for underage girls, and this despite the fact that by 2007 the number of male juveniles increased (by 7,843 cases, an increase of 26.2%). After 2007 the decline in the share of boys in total minors was even more pronounced, because their number also fell (in the years 2007–2014 by 14,530 cases; a drop by 38.5%).

Minors total by gender – dynamics

The data summarized in Graph 3 show the dynamics of the manifestations of demoralization and committed offenses of girls and boys. In the case of underage girls, both demoralized and perpetrators of criminal offenses, until 2008 there was a significant increase in their number (from 4,635 in 2000 to 10,355 in 2008), while since 2008 we have seen a slow decline in their numbers (up to 8,689 people). A similar trend applies to underage boys – after an initial increase in the years 2000–2007 there was a decrease in the years 2007–2014. Throughout the analyzed 15-year period (2000–2014), the number decreased by 6,687 underage boys (from 29,910 to 23,223 cases, 22.3%).

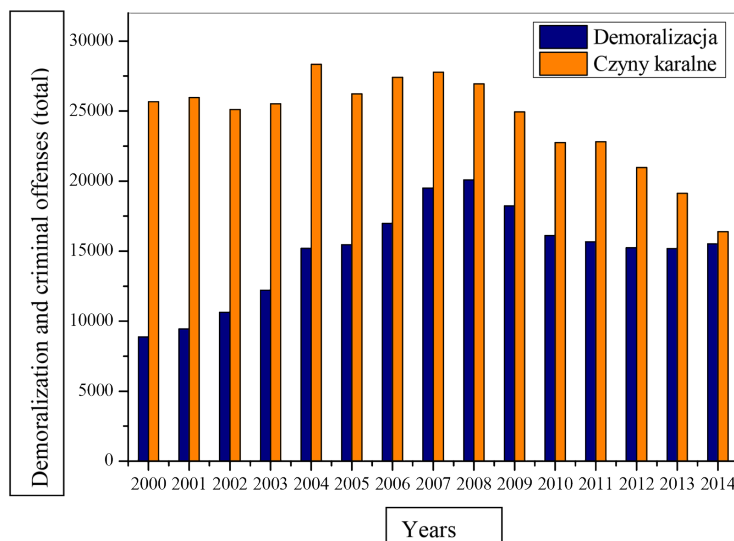


Graph 3. The dynamics of the manifestations of demoralization and committed offenses among underage girls and boys in the years 2000–2014

Source: own study based on data from the Managerial Statistical Information Division of the Department of Strategy and European Funds of the Ministry of Justice.

Demoralization and juvenile delinquency (proportions and dynamics)

The concept of demoralization is the criterion for decisions on undertaking appropriate actions (reactions) towards the minor. Article 4 § 1 of the act on proceedings in juvenile cases lists behaviors and circumstances that testify to demoralization. Such actions, in addition to violating the rules of social coexistence and the offense include: systematic evasion from the obligation of learning (habitual truancy or failure to learn a profession), use of alcohol or other substances to put in a state of intoxication, practicing fornication, vagrancy and participation in criminal groups (Korcył-Wolska 2015b, p. 67–68).



Graph 4. Minors in connection with demoralization and criminal offenses in the years 2000–2014

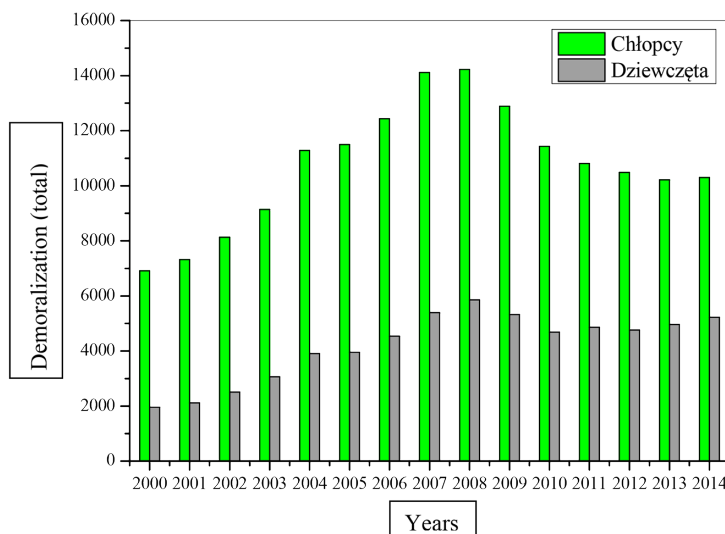
Source: own study based on data from the Managerial Statistical Information Division of the Department of Strategy and European Funds of the Ministry of Justice.

Analysis of the data shows that over the last 15 years there has been an increase in behavior in the field of demoralization among minors, for which 8,878 faced court in the year 2000 and as many as 15,524 minors in 2014. In the analyzed period there was an increase in the number of minors manifesting symptoms of demoralization by 74.9%. Data on criminal offenses, the number of which is dropping unlike the number of demoralization, is more optimistic. Until 2007, it remained at a fairly high level and then began to decline. In 2000, 25,667 were registered, and in 2007 there were 27,790 persons – in this period of time there was an increase in the number of juvenile perpetrators of criminal acts by 2,123 cases, i.e. 8.3%. In contrast, since 2007 we have seen a significant drop of minors in connection with the assigned criminal act, which in 2014 was 16,388 people. Comparing 2000 with 2014, there is 1/3 less juveniles committing an offense (decrease of 9,279 people – 36.1%).

Here it is worth noting one more phenomenon. Looking at the starting year of the analysis (2000) we notice that the proportions between demoralized minors and perpetrators of criminal acts to total minors were significantly different. Demoralized minors accounted for one-quarter (25.7%) of the total of all minors, while the other group of people (74.3%) were perpetrators of criminal acts. In the closing year of the analysis (2014) the disproportion between demoralized minors and perpetrators of criminal acts significantly decreased. The perpetrators of demoralization accounted for 48.6% of all juveniles, while the perpetrators of

criminal acts constituted only 51.4%. This phenomenon should be viewed positively in so far as we judge criminal acts more severely than manifestations of demoralization.

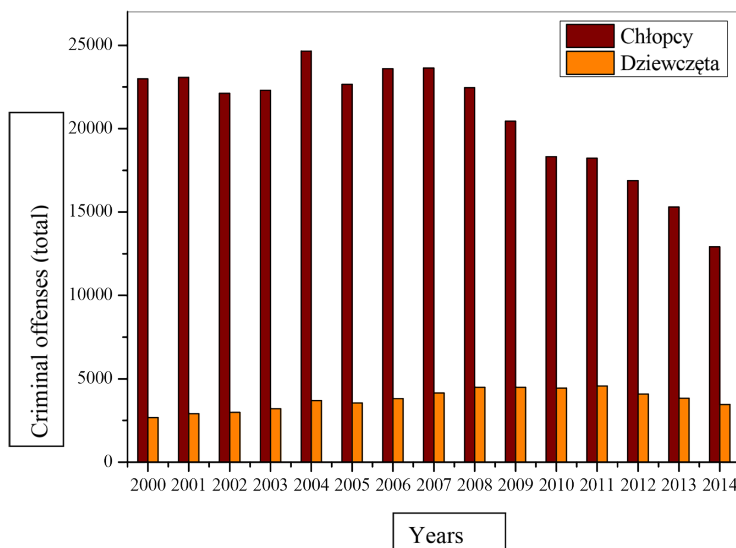
Behavior in the field of demoralization among underage boys and girls are a growing tendency, as in the analyzed period there were more of both boys (3,383) and girls (3,263), who faced court in connection with its manifestation.



Graph 5. Demoralization and gender of minors in the years 2000–2014

Source: own study based on data from the Managerial Statistical Information Division of the Department of Strategy and European Funds of the Ministry of Justice.

The data on committed offenses by minors, especially boys, is slightly different, since their number diminished after 2004. In the years 2000–2004, there were 1,660 more perpetrators of criminal acts in the group of underage boys, and their number at the end of this period amounted to 24,652. However, since 2004 we have observed a downward trend (in the years 2004–2014 a decrease of 11,730, i.e. by 47.6% to the number of 12,922 people). In the case of underage girls who have committed criminal acts the highest number was recorded in 2009 – as many as 4,500. Comparing the female juvenile perpetrators of criminal offenses in 2000, of whom there were 2,675, with those of 2014 whose total number amounted to 3,466, it can be seen that there has been a significant increase in contrast to the boys (by more than a quarter, i.e. 29.6%). The data on this subject is illustrated in Graph 6.



Graph 6. Sizes of criminal acts committed by underage girls and boys in the years 2000–2014

Source: own study based on data from the Managerial Statistical Information Division of the Department of Strategy and European Funds of the Ministry of Justice.

Types of offenses among minors

Agnieszka Wilczyńska-Kwiatkiewicz and Kamilla Bargiel-Matusiewicz (2009, p. 26), who wrote about the social threats faced by contemporary youth, included mainly the following in common anti-social behavior among children and adolescents:

- use of aggression and violence against family,
- manifesting aggressive behavior at school in the form of fights, destruction of property or bullying other students,
- entering the criminal path, which has its beginning in committing minor offenses from acts of vandalism, drug use, running away to serious offenses,
- self-injury, acts of self-aggression including suicide, which are one of the most significant causes of deaths among young people,
- belonging to gangs.

Anna Marzec-Tarasińska (2004, p. 230) believes that young people deprived of support from loved ones – parents (guardians), are the most vulnerable to peer pressure in terms of reaching for alcohol and drugs, but also in terms of committing crimes (criminal offenses). The analysis of the family environment of minors contained in the *Report on shelters for juveniles and correctional institutions* (Report... 2005, p. 9) showed that practically all minors came from dysfunctional

pathological families. According to the authors of this report, it constituted an important factor in accelerating social maladjustment.

In the total number of minors a dangerous phenomenon is offenses committed by them. The data on this subject are contained in Table 2.

Analysis of minors in total with selected types of criminal offenses showed that the most dominant type of offenses committed by minors are crimes against property, including in particular: stealing (art. 278 of the Penal Code), burglary (art. 279 of the Penal Code), robbery (art. 280 of the Penal Code), theft and aggravated theft (art. 281 of the Penal Code) and extortion (art. 282 of the Penal Code). Analysis of the statistics for 2014 years showed that more than half of all juveniles (8,582 people, 52.4% of the total minors), were perpetrators of such criminal acts, of which mostly they were individuals who already had records of thefts and burglaries (almost 30% in this category of offenses) and robberies and extortion (less than 10% in this category of crimes). The most worrying is that over the analyzed 15 years the number of minors who have committed crimes against life and health has increased, i.e. from a catalog of offenses which includes murder (art. 148 of the Penal Code), bodily injury (art. 156 and 157 of the Penal Code), participation in a fight or assault – art. 158 and 159 of the Penal Code. Analysis of the data showed that in 2000 these underage persons constituted 14.4% of all perpetrators of criminal acts, while in 2014 already one-fourth of all juvenile perpetrators of criminal acts were inscribed in this type of crime.

In recent years there has been an escalation of reaching for drugs and psychoactive substances, including new drugs, i.e. “designer drugs”⁴ by children and adolescents⁵. Only in July 2015 information spread across the entire Poland about mass poisoning with designer drugs among adults, but also among 15-year-olds, which occurred in several provinces, including in Silesia⁶. This fact made us real-

.....
⁴ “Designer drugs”, in other words new drugs, are products of varying composition which have one thing in common: they contain psychoactive substances which affect the human nervous system in a similar manner as previously known drugs. See: Co to są dopalacze, National Bureau for Drug Prevention, Ministry of Health, http://dopalaczeinfo.pl/strony/co_to_sa_dopalacze#co-to-sa-dopalacze [access: 15.01.2016].

⁵ On the website dedicated to this new drug there is information such as: “In the case of poisoning with “designer drugs”, doctors who do not know what chemical compounds they are dealing with, may prove powerless or may not save the patient in time. There are many impurities in “designer drugs” which aggravate their harmfulness. Using these products can lead to loss of consciousness, permanent damage to the brain and internal organs of the body (heart, kidney), and even death.” See: FAQ – najczęściej zadawane pytania. O dopalaczach, National Bureau for Drug Prevention, Ministry of Health, <http://dopalaczeinfo.pl/strony/faq#o-dopalaczach> [access: 15.01.2016].

⁶ “Mocarz designer drugs are wreaking havoc in Silesia and Zagłębie. There are more and more poisoned people. In hospitals on Monday morning there were already 170 people. Hospitals in full readiness, a crisis team of the governor has been launched, the police are tracking down drug dealers. Five dealers have been arrested.” Read more at: Dopalcze Mocarz zabijają dzieci: 170 zatrutych w szpitalach, <http://www.dziennikzachodni.pl/artykul/3934101,dopalacze-mocarz-zabijaja-dzieci-170-zatrutych-w-szpitalach,id,t.html> [access: 15.01.2016].../.../.../AppData/Local/Temp/Temp1_Re_artykuł

ize that: “The image of drug abuse is changing in Poland. There has been a shift towards smoking, inhalation and ingestion of psychoactive substances. In recent years, the number of people using amphetamines has risen almost four times and the number of people using marijuana – two times. There have been many myths created around drugs and addiction. Among adolescents there are legends about the wonderful drug “trips” and “discoveries”. True knowledge comes too late. Manufacturers and dealers are primarily interested in the creation of myths” (Wilczyńska-Flower, Bargiel-Matusiewicz 2009, p. 27). The analysis of the collected data showed that there was a significant increase in the number of minors who have committed crimes in violation of the laws on counteracting drug abuse⁷, of whom in 2000 there were 470, and in 2015 already 1,729. This means that in the indicated period there was an increase by as many as 1,259 people, i.e. by 267.9% (almost three-fold increase!). According to the data contained in the report published by the Ministry of Justice, in 2004 a sharp increase was recorded of juveniles who had contact with drugs and other intoxicants. Such substances were used by about 75% of all underage boys and more than 60% of underage girls who were in correctional institutions and shelters for juveniles. The previously popular glue sniffing and inhaling fumes, solvents and other chemicals giving the effect of intoxication is being replaced by youth with drug in pure form or other psychoactive substances, which are strongly addictive (*Report...* 2005, p. 9). The data concerning the age of first contact with alcohol and drugs is also disturbing. In many studies the thesis can be found that the most vulnerable to drug abuse are adolescents between 13 and 18 years old. The survey conducted among middle school pupils in Łódź and high school pupils shows that of the total number of respondents who at least once reached for drugs, 5% were 12-year-olds, 15% were 14-year-olds, more than 1/3 (35%) were 16-year-olds and nearly half (48%) were 18 years old (Wilczyńska-Kwiatek, Bargiel-Matusiewicz 2009, p. 22–23). Monika Noszczyk-Bernasiewicz’s studies among juvenile charges of four correctional institutions and shelters for juveniles show that the lowest age of drug initiation was 9 years old. In the case of alcohol initiation it was 8 years old, and the youngest charge to have been taken to a drunk tank had not yet turned 13 years old (Noszczyk-Bernasiewicz 2014, p. 139).

.....

Moniki w RP.zip/Czytaj więcej: Dopalacze Mocarzi zabijają dzieci: 170 zatrutych w szpitalach, <http://www.dziennikzachodni.pl/artykul/3934101,dopalacze-mocarz-zabijaja-dzieci-170-zatrutych-w-szpitalach,id,t.html>

⁷ Act of 24 April 1997 on counteracting drug abuse (Journal of Laws 1997 No. 75, item 468) and Act of 29 July 2005 on counteracting drug abuse (Journal of Laws of 2005 No. 179, item 1485).

Table 2. Selected types of offenses committed by juveniles in the years 2000–2014

Selected types of offenses	Years														
	2000	2001	2002	2003	2004	2005	2006	2007	2008	2009	2010	2011	2012	2013	2014
Against life and health	3 716	3 718	4 072	4 367	5 154	4 919	5 409	5 684	5 435	5 423	5 070	5 277	4 826	4 717	4 167
From acts* on counteracting rug abuse	470	610	767	889	1 252	1 350	1 314	1 178	1 009	1 143	1 086	1 318	1 449	1 808	1 729
Against public safety and safety in traffic	289	464	449	463	594	621	685	744	735	673	527	596	576	469	260
Against freedom, sexual freedom and decency	820	843	939	1 052	1 372	1 275	1 631	2 007	1 689	1 712	1 472	1 425	1 371	1 310	1 128
Against the family and guardianship	50	88	94	104	214	184	212	462	364	366	311	351	376	356	322
Against honor and bodily inviolability	527	555	643	722	934	869	971	1 299	1 202	1 189	1 179	1 020	781	652	530
Against the activities of state and local self- -government institutions	64	71	64	82	90	114	155	146	386	535	545	559	499	507	447
Against justice	81	124	92	97	185	185	220	253	198	188	135	132	147	142	124
Against public order	109	122	103	71	57	52	45	67	66	52	43	42	53	59	35

Selected types of offenses	Years														
	2000	2001	2002	2003	2004	2005	2006	2007	2008	2009	2010	2011	2012	2013	2014
Against the credibility of documents	389	482	378	421	383	401	428	433	391	310	285	278	214	188	191
Against property	18 488	18 615	17 610	17 443	18 521	16 727	16 640	15 728	15 494	13 653	1 2547	12 421	11 512	1 0136	8 582
Against business	77	64	60	52	55	51	62	72	61	57	51	30	26	38	22
Against trading in money and securities	170	171	118	151	97	92	80	68	59	60	52	43	33	25	16

* Crimes related to drug abuse – Act of 24 April 1997 on counteracting drug abuse (Journal of Laws 1997 No. 75, item 468) and the Act of 29 July 2005 on counteracting drug abuse (Journal of Laws of 2005 No. 179, item 1485).

Source: own study based on data from the Managerial Statistical Information Division of the Department of Strategy and European Funds of the Ministry of Justice.

Conclusion

These results indicate not only quantitative changes in the field of juvenile delinquency, but also on the co-existence of the examined phenomenon of qualitative transformations. These are mainly:

1. The decrease in the total number of juveniles in judicial statistics in the years 2000–2014, which should in fact be recognized as apparent (only nominal decrease) due to the phenomenon of demographic depression, i.e. a decrease in the number of children born between 1983 and 2001, who in the analyzed period 2000–2014 constituted a category of persons from which minors were recruited.
2. Lowering the bottom age limit of perpetrators, which is reflected in the growth of the youngest minors, i.e. until unfinished 13 years old (increase by 16.7% in the analyzed period).
3. Decrease in the number of older minors (13–17 years old). Over the analyzed period of fifteen years, their number decreased by 9.8%. The decline in the general population of young people in this age category in Poland was much higher – 40 percent.
4. Increasing the share of girls in the total number of juvenile perpetrators of criminal acts and manifested demoralization (in 2000 there were 13% and in 2014 as much as 27%).
5. In the years 2000–2014 the number of behaviors in the field of demoralization increased significantly, regardless of gender (74.8%), and the number of juvenile perpetrators of criminal act decreased (36.1%). The last trend does not apply to underage girls, among whom there has been an increase in offenses (29.6%). The decrease in the number of committed offenses is generated only by boys.
6. Juveniles commit the most crimes against property, especially theft. The number of these acts is declining from year to year. The tendency concerning juveniles who have committed crimes against life and health, of whom over 15 years there were more and more and whose number is second on in the structure of crimes, is worrisome. The disclosed trend reflects increasing brutalization of juvenile behavior. In the analyzed period there was also a significant increase in the number of minors who committed so-called drug offenses (almost threefold increase – 267.9%).

Literature

- [1] Biel K., 2008, *Przestępczość dziewcząt. Rodzaje i uwarunkowania*, Wydawnictwo WAM, Kraków.

- [2] Błażejowski Z., 1994, *Przestępczość nieletnich w środowisku wiejskim*, Wydawnictwo Uniwersytetu Szczecińskiego, Szczecin.
- [3] Budrewicz I., 2001, *Przestępczość nieletnich dziewcząt*, [in:] *Młodzież a współczesne dewiacje i patologie społeczne. Diagnoza – profilaktyka – resocjalizacja*, (eds.) Kawula S., Machel H., Wydawnictwo Adam Marszałek, Toruń.
- [4] Gaberle A., Korcyl-Wolska M., 2002, *Commentary to the Act on juvenile delinquency proceedings*, Wydawnictwo Arche, Gdańsk.
- [5] Greenwald R., 2000, *A Trauma-Focused Individual Therapy Approach for Adolescents With Conduct Disorder*, „International Journal of Offender Therapy and Comparative Criminology”, no. 44 (2).
- [6] Klaus W., 2009, *Dziecko przed sądem. Wymiar sprawiedliwości wobec przestępczości młodszych nieletnich*, Wydawnictwa Profesjonalne i Akademickie, Warsaw.
- [7] Korcyl-Wolska M., 2004, *Postępowanie w sprawach nieletnich*, Kantor Wydawniczy Zakamycze, Kraków.
- [8] Korcyl-Wolska M., 2015a, *Postępowanie w sprawach nieletnich*, Wolters Kluwer, Warsaw.
- [9] Korcyl-Wolska M., 2015b, *Postępowanie w sprawach nieletnich na tle standardów europejskich*, Wolters Kluwer, Warsaw.
- [10] Łobocki M., 2003, *Metody i techniki badań pedagogicznych*, Oficyna Wydawnicza „Impuls”, Kraków.
- [11] Marzec-Tarasińska A., 2004, *Wsparcie społeczne młodzieży zażywającej środki odurzające*, [in:] *Wsparcie społeczne w rehabilitacji i resocjalizacji*, (eds.) Palak Z., Bartkowicz Z., Wydawnictwo Uniwersytetu Marii Curie-Skłodowskiej, Lublin.
- [12] Noszczyk-Bernasiewicz M., 2014, *Funkcjonowanie szkolne nieletnich przed umieszczeniem w placówce resocjalizacyjnej – komunikat z badań*, [in:] *Współczesna szkoła w następstwie przemian społeczno-kulturowych. Studia i refleksje socjopedagogiczne*, (eds.) Rzymelka-Frąckiewicz A., Wydawnictwo Edukacyjne AKAPIT, Toruń.
- [13] Pilch T., Bauman T., 2001, *Zasady badań pedagogicznych. Strategie ilościowe i jakościowe*, Wydawnictwo Akademickie „Żak”, Warsaw.
- [14] Rajtar T., 2009, *Przejawy i nasilenie nieprzystosowania społecznego nastoletnich dziewcząt*, [in:] *Przestępczość nieletnich*, (eds.) Gulla B., Wysocka-Pleczyk M., Wydawnictwo Uniwersytetu Jagiellońskiego, Kraków.
- [15] Rode M., 2009, *Charakterystyka wybranych cech psychicznych nieletnich dziewcząt*, [in:] *Przestępczość nieletnich*, (eds.) Gulla B., Wysocka-Pleczyk M., Wydawnictwo Uniwersytetu Jagiellońskiego, Kraków.
- [16] Act of 24 April 1997 on prevention of drug abuse (Journal of Laws 1997 No. 75, item 468).
- [17] Act of 29 July 2005 on prevention of drug abuse (Journal of Laws 2005 No. 179, item 1485).
- [18] Wilczyńska-Kwiatkiewicz A., Bargiel-Matusiewicz K., 2009, *Młodzież w obliczu zagrożeń społecznych*, [in:] *Przestępczość nieletnich*, (eds.) Gulla B., Wysocka-Pleczyk M., Wydawnictwo Uniwersytetu Jagiellońskiego, Kraków.
- [19] Woźniakowska-Fajst D., 2010, *Nieletnie. Niebezpieczne, niegrzeczne, niegroźne?*, Wydawnictwa Akademickie i Profesjonalne, Warsaw.

Internet sources

- [20] *Co to są dopalacze*, Krajowe Biuro ds. Przeciwdziałania Narkomanii, Ministerstwo Zdrowia, http://dopalaczeinfo.pl/strony/co_to_sa_dopalacze#co-to-sa-dopalacze [access: 15.01. 2016].
- [21] *Dopalacze Mocarz zabijają dzieci: 170 zatrutych w szpitalach*, <http://www.dziennikzachodni.pl/artykul/3934101,dopalacze-mocarz-zabijaja-dzieci-170-zatrutych-w-szpitalach,id,t.html> [access: 15.01.2016].
- [22] *FAQ – najczęściej zadawane pytania*. O dopalaczach, National Bureau for Drug Prevention, Ministry of Health, <http://dopalaczeinfo.pl/strony/faq#o-dopalaczach> [access: 15.01.2016].
- [23] „International Journal of Offender Therapy and Comparative Criminology”, <http://ijo.sagepub.com/> [access: 22.07.2014].
- [24] *Report on Shelters for Juveniles and Correctional Institutions. Information About the Primary Problems*. Ministry of Justice, Department of Supervision of Court Decision Enforcement. Warsaw 2005. Electronic document, <http://ms.gov.pl/aktual/raport.rtf> [access: 22.02. 2007].
- [25] Act of 26 October 1982 on the Proceedings in Juvenile Cases (consolidated text Journal of Laws of 2004, item 382) http://www.sejm.gov.pl/Sejm8.nsf/agent.xsp?symbol=TEKSTY_JEDNOLITE [access: 15.01.2016].
- [26] *Results of Current Studies. Status and Structure of the Population as at: 31 XII 2000 and 31 XII 2014*, <http://demografia.stat.gov.pl/bazademografia/Tables.aspx> [access: 15.01.2016].